



PRIDE IN EXCELLENCE

WELCOME TO YEAR 6

September 2023

YEAR GROUP TEAM

- Mr Mullings - Year Group Leader (6M)
- Mr French - Class Teacher and Assistant Head (6F)
- Mr Young - Class Teacher and Assistant Head (6Y)
- Mrs Barnes - Teaching Assistant in Year 6
- Mrs Baiasu- Teaching Assistant in Year 6

COMMUNICATION

- Class teachers are available at the start and end of every day if you need to hand over any information.
- If you need to discuss anything related to Special Educational Needs and Disabilities, arrange an appointment through the main office to meet with Mrs Forde.
- Should you wish to discuss with Mr Griffin or Miss Ellery any issues you may have, arrange an appointment through the main office.
- schooloffice@purleyoaks.croydon.sch.uk

WEDUC

Information about all of our school trips and general notices will be sent to parents and carers via our school app, Weduc.

If you have not already, please download the app.

<https://app.weduc.co.uk/>

WEDUC

If you have not already downloaded the app, please see the information leaflet below and watch the video:

To give your consent, make payment and find out more information for upcoming trips please follow the steps below:

- go to your Weduc app and open it
- click on 'access Weduc payments'
- click on your child's name and scroll down to the 'Weduc payments purse'
- click on the link that says 'offers available' (you may have more than one offer for your child)
- select the offer or trip you want to consent to
- click 'add to basket'
- view your basket and click 'checkout'
- give your consent by ticking the consent box
- checkout the offer to process consent and payment
- if you already have money in your purse, tick the box that says 'use my weduc purse/balance'

If you have any problems, giving consent or making payment. Please come in to the school office where a member of the office team will be happy to take you through the process step by step.

PLEASE NOTE THAT WITHOUT YOUR CONSENT YOUR CHILD WILL BE UNABLE

TO TAKE PART IN THE SCHOOL TRIP.

Access all of your child's school information from your secure, mobile app

View live updates about your child's education such as:

- School News
- Trip Updates
- Learning Activities
- Important Announcements
- Key Dates & Events
- Attendance Information

Never miss a moment in your child's learning journey with Weduc's whole-school communication platform.

FAQ

How do I register for my app?
You will need to follow the instructions sent to you via email/letter. If you haven't received this email/letter yet, speak to your school.

How do I download the app?
You can go to your preferred app store, search Weduc and the app will appear for you to download. Please note that you will only be able to log in if your school has bought Weduc.

How do I login to my app?
Simply open up your app and enter your login details. You would have created these when you first registered for Weduc.

I am not able to download the app, how else can I log in?
You can access Weduc on any internet enabled device. Speak to your school.

Can I use Weduc without registering?
Unfortunately not. Due to the permissions within the system, only staff members that have enrolled are able to log on.

I am a teacher and a parent and/or I teach at more than one school, do I need multiple logins?
The good news is, no you don't. Weduc has the ability to allow more than one school to be accessible under one login. As long as your school has set up the right access rights for you, you will be able to flick between each school within Weduc. Please see the training manual on how to do this if you are unsure.

weduc[®]
Smart Communication



LINK:

ANNUAL OVERVIEW


Yearly overview:

<https://www.purleyoaks.croydon.sch.uk/wp-content/uploads/2022/09/Year-6-Annual-Overview.pdf>

Medium term plans:


- **English** - <https://www.purleyoaks.croydon.sch.uk/wp-content/uploads/2022/09/Year-6-Writing.pdf>
- **Maths** - <https://www.purleyoaks.croydon.sch.uk/wp-content/uploads/2022/09/Year-6-maths-learning-objectives.pdf>

Knowledge Organisers





Key Question: How would you survive in the desert?

What would it be like to live in a desert?



Geographical Vocabulary	
Arid	Extremely dry.
Precipitation	Rain, snow, sleet, or hail that falls to or condenses on the ground.
Climate	The weather and temperature usually found in an area over a long period of time.
Desertification	When land changes into a desert, usually because of extreme climate change.
Erosion	Wearing rock away.
Equator	An imaginary line around the centre of the Earth.
Human features	Areas of land which are man-made/synthetic.
Physical features	These are physical characteristics of the land that are formed naturally (mountains, rivers etc).

In this topic, **we are learning to:**

- be able to describe the location of deserts around the world.
- draw a climate graph and explain the main characteristics of deserts.
- be able to explain how landforms are created in the desert.
- be able to explain how plants have adapted to survive in deserts.
- explain how animals have adapted to survive in harsh conditions like deserts.

Overview

- A desert is a place that gets very little rainfall. Most deserts get less than 250 millimetres of rain per year.
- For comparison, the UK receives an average of around 1000 millimetres of rain.
- We normally think of hot places when we think of deserts, but deserts can also be cold places. For example, large parts of Antarctica are considered to be deserts.
- As deserts do not have much water, only certain plants and animals can live there. These tend to be plants and animals that have specially adapted to the desert climate.

YEAR 6 HIGHLIGHTS - AUTUMN

Autumn 1

- Science→Light
- Design and Technology→Sewing Bee Repurpose Challenge

Autumn 2

- Science→Electricity
- Geography→Lost: How would you survive in the desert?

YEAR 6 HIGHLIGHTS - SPRING

Spring 1

- Science→Animals including humans
- Geography→Carnival: Where would you live in Brazil?

Spring 2

- Science→Living things and their habitats
- History→A whole new world: What can you discover about Baghdad?

YEAR 6 HIGHLIGHTS - SUMMER

Summer 1

- Design and Technology→Moving Toys
- SATs

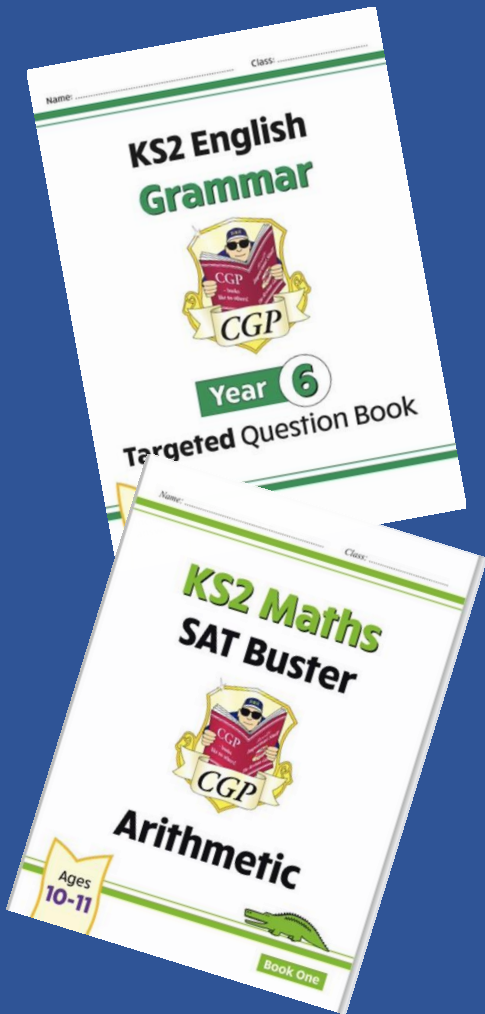
Summer 2

- Science→Evolution
- History→Eureka : Where would your odyssey take you?
- Year 6 Performance
- Leavers' Assembly

ACCELERATED READER

- We are starting a new reading programme across the school
- All children will be taking a Star Reader test which will give them a book level and colour
- Children will then select books at this level to bring home in addition to their book from the LRC. These books are 'real books' rather than from a scheme for example they could be The Gruffalo or Matilda depending on the level of the child. There are 180,000 on the programme so lots of choice
- Once they have read the book they will then do an online quiz to show how much they have understood before selecting a new book. They should score 80% and above on the quiz if they have read the book and selected a book at the right level
- More information will be sent out to parents explaining exactly how the programme works
- Children will be expected to be changing books every 2-3 weeks depending on their level. They should read at home every night for 20 minutes.

HOMework



- Homework will be set using CGP workbooks. Each child will be given their own booklet to complete.
- Children will be set two pages from their workbooks to complete twice a week.
- In addition to this, children will be given homework on google classrooms on Friday.
- This will including a reading task, arithmetic and spellings.
- Children will also be expected to go on TTRockstars and complete reading quizzes using Accelerated reader.
- Every child should be reading every day. They are responsible for ensuring that they record their reading daily. It is their decision how they record their reading. There are ideas in the planner.

PLANNERS

- Planners are a great source of information for parents and students.
- Planners need to be in school every day.
- Planners will be checked once a week.
- Your child's planner will have logins for them to use Google Classroom, Times Table Rockstars, Collins E-books, Reading Cloud and BusyThings.

ONLINE SAFETY

KS2 Pupil Online Acceptable Use Agreement

This agreement will help keep me safe and help me to be fair to others

- I am an online digital learner** – I use the school's internet and devices for schoolwork, homework and other activities to learn and have fun. I only use sites, games and apps that my trusted adults say I can.
- I am a secure online learner** – I keep my passwords to myself and reset them if anyone finds them out.
- I am careful online** – I think before I click on links and only download when I know it is safe or has been agreed by trusted adults. I understand that some people might not be who they say they are, so I should be very careful when someone wants to be my friend.
- I am private online** – I only give out private information if a trusted adult says it's okay. This might be my home address, phone number or other personal information that could be used to identify me or my family and friends.
- I keep my body to myself online** – I never change what I wear in front of a camera and remember that my body is mine and mine only, and I don't send any photos without checking with a trusted adult.
- I say no online if I need to** – If I get asked something that makes me worried or upset or just confused, I say no, stop chatting and tell a trusted adult.
- I am a rule-follower online** – I know that some websites and social networks have age restrictions and I respect this; I only visit sites, games and apps that my trusted adults have agreed to.
- I am considerate online** – I do not join in with bullying or sharing inappropriate material.
- I am respectful online** – I do not post, make or share unkind, hurtful or rude messages/comments and tell my trusted adults if I see these.

KS2 Pupil Online Acceptable Use Agreement

- I am part of a community** – I do not make fun of anyone or exclude them because they are different to me. If I see anyone doing this, I tell a trusted adult.
- I am responsible online** – I keep others safe by talking to my trusted adults if a friend or person I know is being bullied or harassed or is worried or upset by things they read, watch or hear.
- I don't do public live streams on my own** – and only go on a video chat if my trusted adult knows I am doing it and who with.
- I communicate and collaborate online** – with people I know and have met in real life or that a trusted adult knows about.
- I am SMART online** – I understand that unless I have met people in real life, I can't be sure who someone is online, so if I want to meet someone for the first time, I must always ask a trusted adult for advice.
- I am a creative digital learner online** – I don't just spend time online to look at things from other people; I get creative to learn and make things! I only edit or delete my own digital work and only use other people's with their permission or where it is copyright free or has a Creative Commons licence.
- I am a researcher online** – I use safer search tools approved by my trusted adults. I understand that not everything online can be believed, but I know how to check things and know to 'double check' information I find online.

I have read and understood this agreement. I know who my trusted adults are and agree to the above.

Signed: _____ Date: _____

- The school planner has good information on acceptable use of devices.
- At school, we will be having lessons throughout the year about how to stay safe online. We call it e-safety.
- It is important to be vigilant at home and check what your child is accessing.
- Our behavior expectations remain regardless of where the children are. Any incidents of cyber bullying reported to the school will be dealt with in line with our policy.
- It is important that if your child has a mobile phone this is checked regularly.

PE

Children should wear their P.E.kit to school on the days they have P.E. and remain in the kit.

PE KIT:

- **Blue shorts (MAPAC)**
- **Blue PE t-shirt with logo (MAPAC)**
- **School Jumper/ Cardigan**
- **Blue jogging bottoms - optional for outdoor PE**
- **Plimsolls or trainers**

6M – Tuesday and Wednesday

6F – Monday and Thursday

6Y – Tuesday and Wednesday

UNIFORM

- A reminder that children are expected to wear black school shoes daily (other than for PE days).
- Long hair should be tied back.
- Only acceptable jewellery is small studded earrings.
- If you have any issues, please speak to your class teacher.

CLUBS

Year 6 can develop their skills in clubs such as dodgeball, cooking, baking, crafts, choir, netball, tag rugby, dance, chess, table tennis, Spanish, film, running and Lego.

Clubs begin at 3:15pm and end at 4:00pm. A timetable of clubs for the autumn term is usually published in September.

CHARGEABLE EXTERNALLY LED CLUBS

Clubs run in school by external providers are offered such as gymnastics, martial arts, French and football, these clubs are chargeable. They usually run from 3.00pm until 4.15pm.

- Sign up for these on Weduc
- They cost £1 per session
- Clubs which are invitation only will be communicated separately

ATTENDANCE

- Children are expected to be in school every day and on time
- Data from 2019 shows that 84% of Key Stage 2 pupils who had 100% attendance achieved the expected standard, compared to 40% of pupils who were persistently absent across the key stage.
- Attendance below 96% has a negative impact on learning

WALKING HOME ALONE/MOBILE PHONES

Year 6 students are permitted to walk home alone.

If you want your child/children to walk home alone you MUST complete a permission form found on WEDUC or through the school office who will then inform the class teacher.

If your child brings in a mobile phone, they MUST ensure it is turned off and away upon entry into the school playground. They will then hand in their mobile to their class teacher to be returned at the end of the school day during dismissal.

SATS AND MODERATION

- SATS week – Monday 13th May to Thursday 16th May
- Reading, Maths (arithmetic and 2 reasoning), GPS
- Writing is assessed using teacher judgements that are moderated with other schools
- SATS are a measure of how well the school is performing – we continue to teach a full broad and balanced curriculum and don't teach to the test.
- Our aim is to have children who are happy and eager to come to school

SECONDARY APPLICATIONS

CROYDON
www.croydon.gov.uk

Services ▾

In your area

Jobs

News

My Account

Search



[Home](#) › [Schools and education](#) › [Schools](#) › [School admissions](#) › [Admissions to secondary schools, university technical colleges and studio schools](#)

› Apply for a secondary school place: step by step

Apply for a secondary school place: step by step

This step-by-step process is for parents of children applying to start secondary school in September 2024

This step-by-step process is for parents of children born between 1 September 2012 and 31 August 2013, applying to start secondary school in September 2024.

There is a different application process if:

- [your child has already started secondary school](#)
- [your child should already be attending school](#)

- Secondary schools will be having their open days during this term.
- Closing date 31st October 2023.

Croydon residents should apply online at <http://www.eadmissions.org.uk/> from 1st September 2023.

If you live outside the London Borough of Croydon, you must apply to your local council, even if you want to apply for a Croydon school.



TRIPS AND RESIDENTIAL

Date	Trip	Price
Wednesday 1 st November	Science Museum	Free
Wednesday 8 th November	Animal Magic	£5.50
Tuesday 23 rd January	London Zoo	£9
Wednesday 12 th June	History Museum	Free
Sunday 30 th June - 3rd July	Residential	£260

Total: £274.50 (Including residential price)

Total: £14.50 (Not including residential price)

YEAR 6 RESIDENTIAL TRIP

PGL -Liddington

Sunday 30th June - Wednesday 3rd July 2024



We will be leaving on Sunday 30th June at 2pm. Please ensure your child has had lunch at home before they get on the coach. We suggest you provide your child with a few snacks for the journey.

YEAR 6 RESIDENTIAL TRIP

- PGL has been established for over 70 years
- During this time more than 3 million children and young people have benefited from a PGL experience.
- Each year more than 4,000 schools trust their school trip to PGL.
- They run over 1.2 million activity sessions each year
- Educational programmes, challenging adventure activities and fun evening entertainment
- Unforgettable adventure in a safe, controlled and nurturing environment
- Exceptional standards of care, safety and guidance from friendly, highly qualified centre staff
- Founding members of the British Activity Providers Association (BAPA) and have all the expected accreditations
- Instructors are carefully selected, highly trained and meet the requirements laid down by national governing bodies, including The Adventure Activities Licensing Authority (AALA), The British Activity Providers
- Association (BAPA) and the Council for Learning Outside the Classroom (LOtC)
- All staff are Disclosure and Barring Service* (DBS) 'Barred List' checked

ACTIVITIES

All PGL's adventure activities take place under the instruction and guidance of specially trained PGL instructors who prioritise safety above all else.

The children are able to challenge themselves in a friendly, safe and supportive environment.

The final activity programme will be agreed with the school a few weeks before travel.



SAMPLE MENU

PGL delivers catering provision for many dietary requirements as specified by culture, religion and medical concerns. They provide meals for a wide variety of needs including coeliac, diabetic, food allergies and vegetarian/vegan. We do request that you speak to your child’s class teacher to discuss any concerns you may have regarding dietary requirements as soon as possible.



Breakfast

Please be assured that the menu choices for individuals with allergens can be adapted and is not limited to the items displayed here. PGL can provide meals that do not include the main 14 allergens, where the dietary needs form has been completed during the booking process. If you require more specific information in advance, please contact our customer service team.

Available every day: porridge with toppers, selection of cereals and granola (ve), assorted yoghurts (v), white or brown toast (ve) & jam

- Sausage ⓘ
- Baked Beans v ve ⓘ
- Quorn™ Vegan Cumberland Sausage v ve ⓘ
- Hash Browns v ve ⓘ
- Fresh Mushrooms v ve ⓘ

Lunch

Please be assured that the menu choices for individuals with allergens can be adapted and is not limited to the items displayed here. PGL can provide meals that do not include the main 14 allergens, where the dietary needs form has been completed during the booking process. If you require more specific information in advance, please contact our customer service team.

Available everyday: homemade soup (ve) with bread roll (v)

- Pepperoni Pizza ⓘ
Stonebaked thin & crispy pizza base topped with tomato sauce, cheese and pepperoni
- Cheese Roll v ⓘ
- Chicken Roll ⓘ
- Tuna Mayo Roll ⓘ
- Margherita Pizza v ⓘ
Stonebaked thin & crispy pizza base topped with tomato sauce and cheese
- Skippy Fries v ve ⓘ
- Ham Roll ⓘ
- Plant-based Margherita Pizza v ve ⓘ
Vegan stonebaked pizza base topped with tomato sauce and vegan Sheese

Dinner

Please be assured that the menu choices for individuals with allergens can be adapted and is not limited to the items displayed here. PGL can provide meals that do not include the main 14 allergens, where the dietary needs form has been completed during the booking process. If you require more specific information in advance, please contact our customer service team.

- Homemade Beef Lasagne ⓘ
Homemade lasagne topped with cheddar & mozzarella cheese
- Garlic Bread v ⓘ
- Rice v ve ⓘ
- Garden Peas v ve ⓘ
- Homemade Vegetable Lasagne v ve ⓘ
Made with fresh vegetables and topped with vegan cheese style sauce
- Fresh Broccoli v ve ⓘ
- Iced Sponge Cake v ⓘ
Topped with white icing and hundreds & thousands
- Chicken Katsu Curry ⓘ
Breaded chicken fillet served with a mild style curry sauce
- Penne Pasta with Tomato Sauce & Grated Cheese v ⓘ

ACCOMMODATION

Dormitories at the centre are provided for the children to sleep in. Each child will select one other child to share a room with. The children will be put into rooms according to their pair.



WHAT DOES IT COST?

- £260 (payable throughout the year)
- Four days and three nights
- All meals and refreshments
- All activities
- All evening activities
- Return coach journey
- Bedding is NOT provided

PAYMENT DATE	AMOUNT DUE
30 th October 2023	£40 (non-refundable)
30 th November 2023	£44.00
30 th December 2023	£44.00
27 th January 2024	£44.00
26 th February 2024	£44.00
30 th March 2024	£44.00

Weduc – 3 line – Payments – Click on child's name - Weduc offers – View available offers

SAFETY

- We know how daunting it can be letting your child go on a residential visit, so we do everything we can to make it a safe and enjoyable experience
- PGL policies and procedures are designed to make sure they adhere to the highest safety standards at all times:
- Continual safety and first aid training for all staff
- Regular checks on equipment before and after every activity session
- Qualified First-Aider on centre 24/7
- All staff are fully DBS checked
- PGL create a warm, supportive environment for pupils so they quickly feel at home. All their activities are progressive, allowing students to join in at whatever level they are comfortable with
- The best way to help children cope with being away from home is to keep them busy having fun

In an event of an emergency, the school and the staff on the trip will contact you via telephone.

POCKET MONEY



Children are welcome to bring some pocket money with them for their stay. The centre provides a gift shops where they can purchase branded and non-branded goods, including stationery, T-shirts, caps and confectionery.

Your child may bring a maximum of £10 to spend.

WHAT WILL THEY NEED TO TAKE?

A detailed kit list will be provided by your class teacher. In general we recommend old clothes - so it doesn't matter if they get dirty or muddy!

Clothing:

- Nightwear
- Underwear
- Socks, including over ankle length
- 2 or more fleeces/sweatshirts
- 3 T-shirts
- 2 long sleeved T-shirts
- 3 pairs of old trousers (not jeans) 2 for activities, one for evening
- 2 pairs of trainers (1 for wet activities)
- 1 pair of slippers (for their room)
- Waterproof jacket
- Baseball cap/hat
- Evening clothes
- Wellington boots

Other Essentials:

- Wash bag (soap, deodorant and toothbrush)
- 2 towels
- Torch and batteries
- Named Water bottle
- Sunscreen
- Pen and paper
- Small bag/rucksack
- Labelled plastic bag (dirty clothes)
- Up to £10 spending money
- Sleeping bag and pillow

WHAT WILL THEY NEED TO TAKE?

- Do not bring: Mobile phones, expensive cameras, electronic games, iPods or MP3 players
- Purley Oaks will text parents to say they have arrived safely and with regular updates

For many children, part of the learning experience is about being away from home, sometimes for the first time. We would ask parents to allow their children to settle in and enjoy the experience. In the case that you need to contact your child, please contact the school office who will contact the teachers on the trip.

ANY QUESTIONS?

