







In this topic, we are learning to:

- Enjoy listening to longer stories and can remember much of what happens.
- Use a wider range of vocabulary.
- To talk about familiar books, and be able to tell a long story.
- Understand that print has meaning and different purposes
- Name the different parts of a book
- Know that we read print from left to right and top to bottom in English
- Understand page sequencing
- Engage in extended conversations about stories whilst learning new vocabulary.
- Explore collections of materials with similar and/or different properties.



Vocabulary	
Forest	An area of land where lots of trees live.
Warming and cooling	Giving off more heat is warming and less heat is cooling.
Map	A drawing of a place or area. They help us to find our way around and give us directions to where we are going.
Constructing	To build or make something using a variety of materials.
Chimney	A structure on the roof of a building to carry away smoke from a fire.
Bridge	A structure to help you cross a river or stream.

Key Questions:

1. Why are bricks good to build with?
2. What is a chimney used for?
3. How would you make a beanstalk grow ?
4. Can you make a map to show Red Riding Hood's journey?
5. Can you make a strong bridge for the Billy Goats Gruff to cross?
6. How can we make the porridge cooler for Goldilocks to eat?